


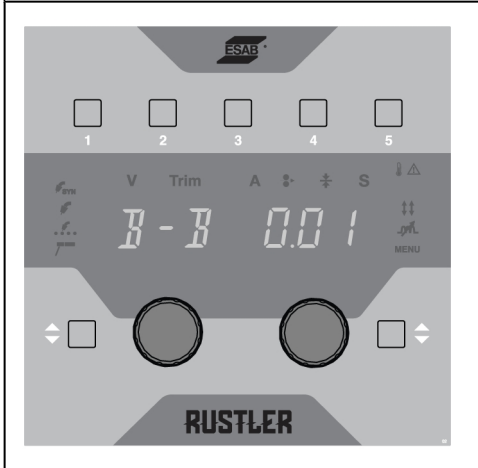
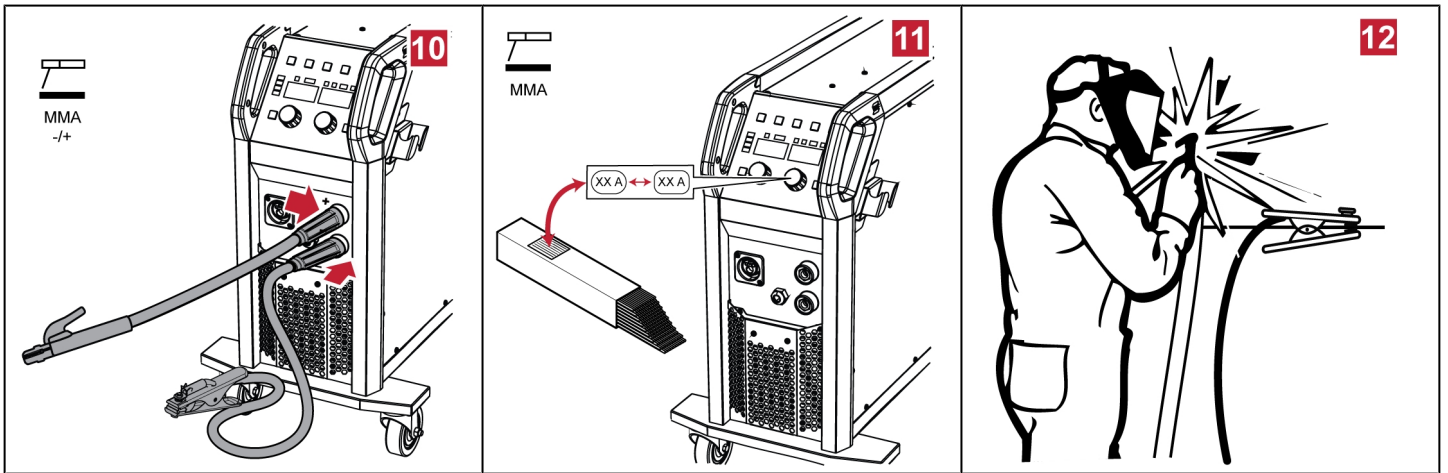
# Rustler EM PRO



<p><b>1</b></p> <p>MMA - MIG/MAG + FCAW -</p>	<p><b>2</b></p> <p>MIG/MAG</p>	<p><b>3</b></p> <p>MIG/MAG + FCAW -</p>
<p><b>4</b></p> <p>MIG/MAG FCAW</p>	<p><b>5</b></p> <p>16A PLUG 3~, 400V, 50/60Hz</p> <p>Multivoltage 32A PLUG 3~, 230/400V, 50/60Hz</p>	<p><b>6</b></p>
<p><b>7</b></p> <p>MIG/MAG MMA</p>	<p><b>8</b></p> <p>MIG/MAG FCAW</p>	<p><b>9</b></p> <p>v φ</p> <p>MIG/MAG FCAW</p>

## Quick Start Guide

0463 929 001 GB 20240322

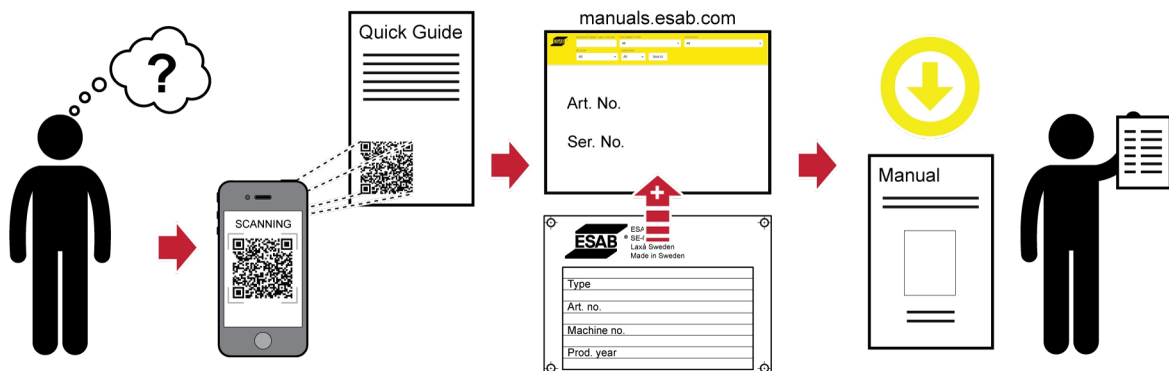


MIG/MAG and MIG/MAG SYN		
B-B	Burnback	0.01-0.35
CRA	Crater fill time	0.0-9.9
PRG	Pre-flow	0.5-9.9
POG	Post-flow	0.5-9.9
RIN	Creep star	ON/OFF

MIG SPOT		
B-B	Burnback	0.01-0.35
S/T	Spot time	0.1-5.0
DWE	Rest time	OFF/0.1-5.0
POG	Post-flow	0.5-9.9

MMA		
HOT	Hot start	0-10
ARC	Arc force	0-10


**WE CARE ABOUT THE ENVIRONMENT**  
**FIND YOUR MANUAL ONLINE**  
[manuals.esab.com](http://manuals.esab.com)

For contact information visit [esab.com](http://esab.com)

ESAB AB, Lindholmsallén 9, Box 8004, 402 77 Gothenburg, Sweden, Phone +46 (0) 31 50 90 00

[manuals.esab.com](http://manuals.esab.com)

